




Product Number: BGS-AN5800-18355G
Product Name: Fiberglass Antenna 5.8GHz 9dBi

1. Specification

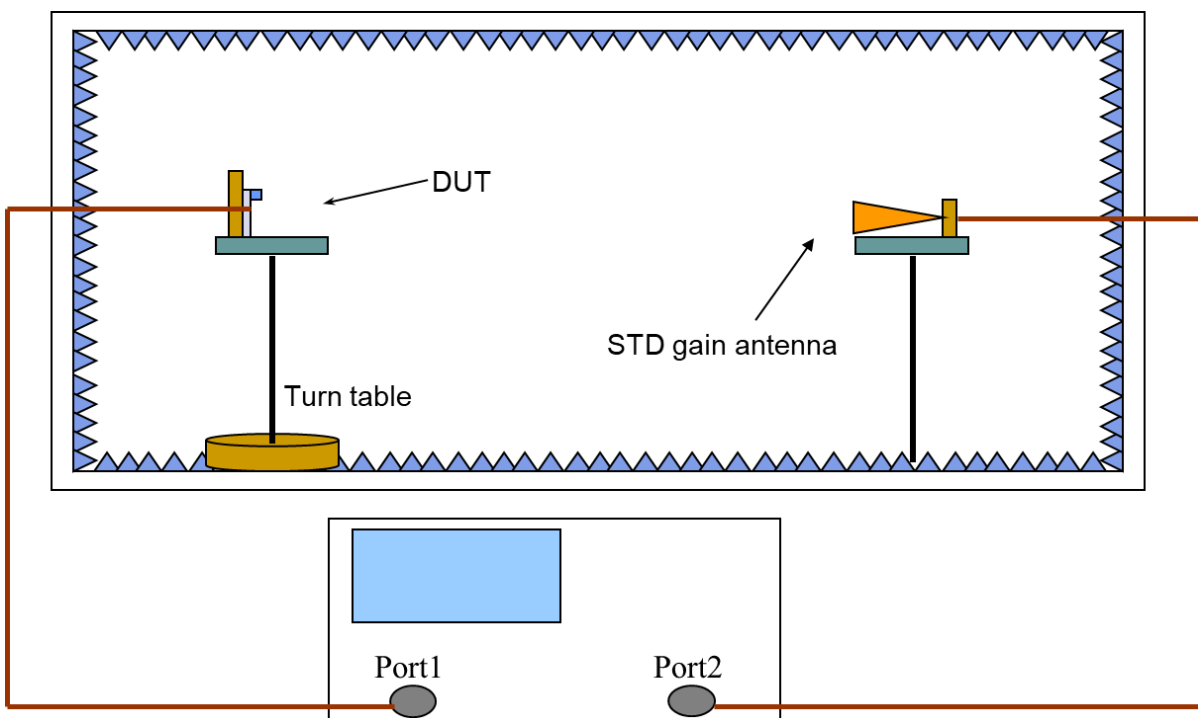
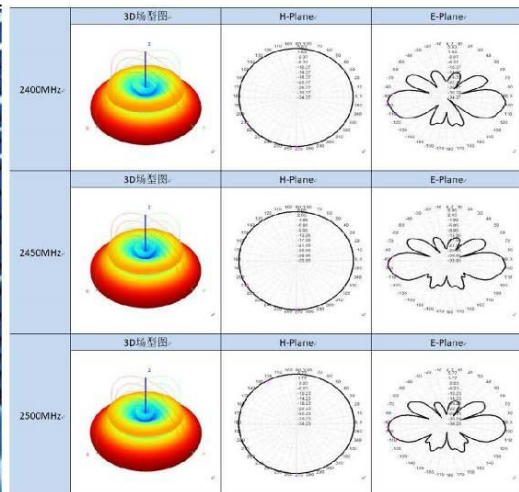

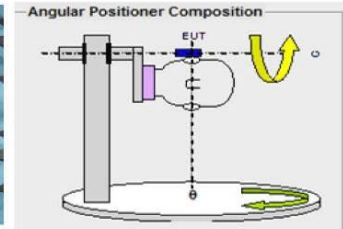

Sample Photo	
	
A. Electrical Characteristics	
Frequency	5150-5850MHz
Impedance	50 Ohm
S.W.R.	<2.0
Gain	9dBi
Efficiency	≈67%
Polarization	Linear
Horizontal Beamwidth	360°
Vertical Beamwidth	12°±3°
Max Power	50W
B. Material & Mechanical Characteristics	
Connector Type	N connector
Dimension	Φ 18.5*355mm
Weight	0.153Kg
Radome Materials	Fiberglass
C. Environmental	
Operation Temperature	- 40 °C ~ + 80 °C
Storage Temperature	- 40 °C ~ + 80 °C

Test Equipment & Conditions

1. Network Analyzer: Keysight E5071C

2. 3D Chamber Test System

- .Chamber Size: 9 x 5 x 4 m³
- .Freq. Range: 0.4 ~ 18.0 GHz
- .Double Ridge Horn Antenna
- .VNA: Agilent E5071C
- .3D Turning Table and Positioner
- .ADT Solution 3D Testing Software

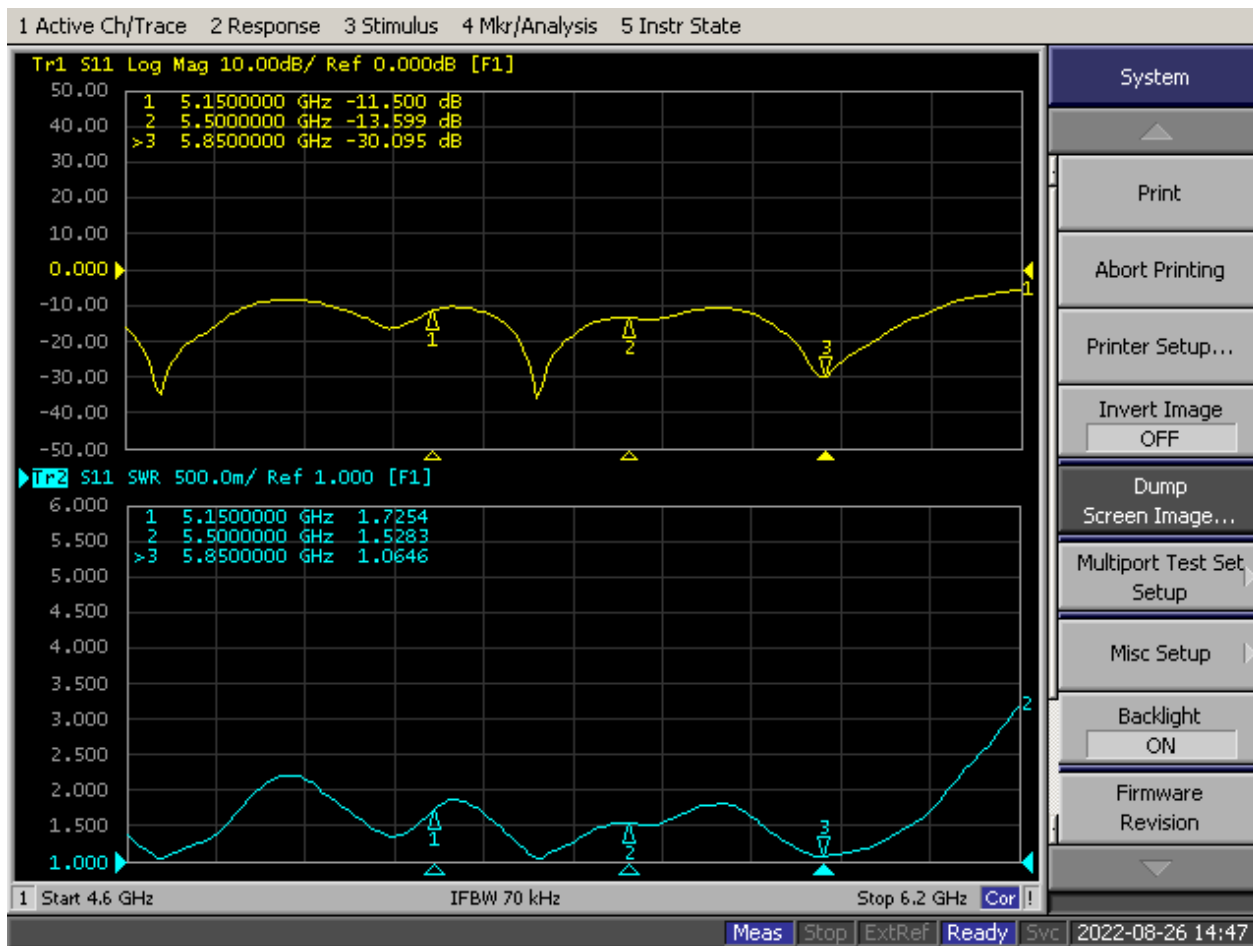




Product Number: BGS-AN5800-18355G
Product Name: Fiberglass Antenna 5.8GHz 9dBi

2. Antenna - S Parameter Test Data

2.1. VSWR

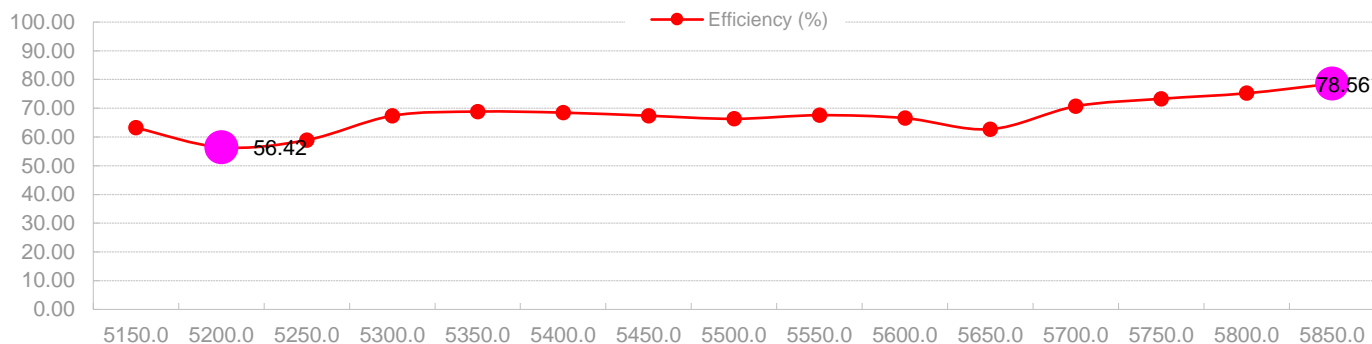




Product Number: BGS-AN5800-18355G
Product Name: Fiberglass Antenna 5.8GHz 9dBi

2.2 Total Efficiency & Gain:

Frequency(MHz)	5150	5200	5250	5300	5350	5400	5450	5500	5550	5600	5650	5700	5750	5800	5850
Gain (dBi)	7.42	7.07	7.25	7.83	7.72	7.60	7.39	7.10	7.00	6.82	7.19	8.40	8.74	8.89	8.97
Efficiency (%)	63.18	56.42	58.94	67.39	68.85	68.47	67.40	66.33	67.58	66.57	62.71	70.69	73.30	75.22	78.56





Product Number: BGS-AN5800-18355G
 Product Name: Fiberglass Antenna 5.8GHz 9dBi
 2.3 Radiation Pattern

	3D	2D-Horizontal	2D-Vertical
5150M Hz			
5500M Hz			
5850M Hz			



Product Number: BGS-AN5800-18355G
 Product Name: Fiberglass Antenna 5.8GHz 9dBi

3. Mechanical Drawing

