



Product Number: BGS-AN2400-20350G
Product Name: 2.4GHz Omnidirectional Fiberglass Antenna

1. Specification

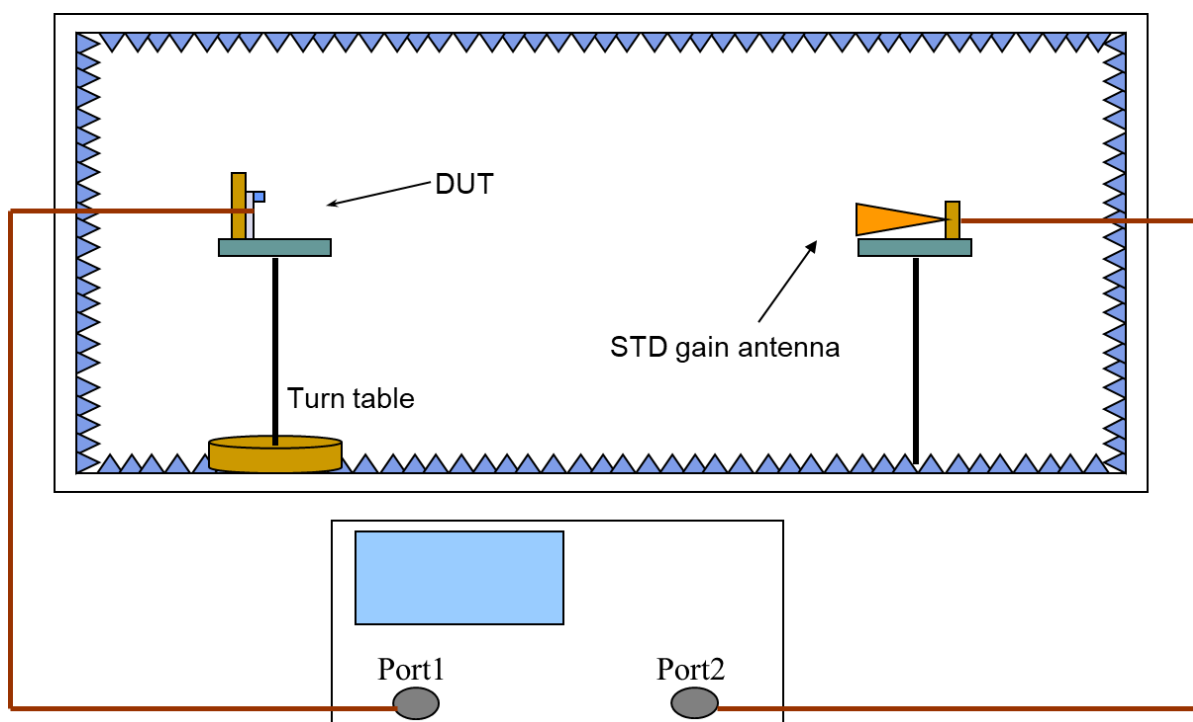
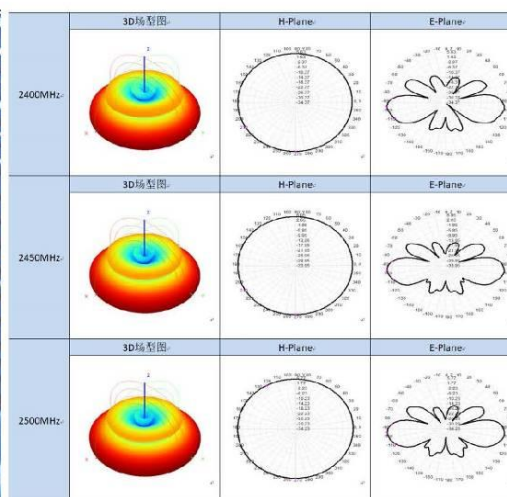

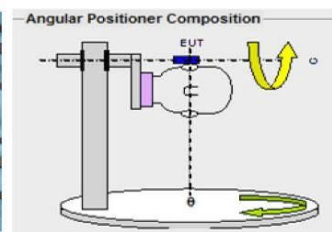

Sample Photo	
	
A. Electrical Characteristics	
Frequency	2400-2500MHz
Impedance	50 Ohm
S.W.R.	<1.5
Antenna Gain	6dBi
Efficiency	≈83%
Polarization	Linear
Horizontal Beamwidth	360°
Vertical Beamwidth	22°±2°
Max Power	50W
B. Material & Mechanical Characteristics	
Connector Type	N connector
Dimension	Φ 22*350mm
Weight	0.123Kg
Radome material	Fiberglass
C. Environmental	
Operation Temperature	- 40 °C ~ + 80 °C
Storage Temperature	- 40 °C ~ + 80 °C
Rated Wind Velocity	36.9m/s
Lighting Protection	DC Ground

Test Equipment & Conditions

1. Network Analyzer: Keysight E5071C

2. 3D Chamber Test System

- .Chamber Size: 9 x 5 x 4 m³
- .Freq. Range: 0.4 ~ 18.0 GHz
- .Double Ridge Horn Antenna
- .VNA: Agilent E5071C
- .3D Turning Table and Positioner
- .ADT Solution 3D Testing Software

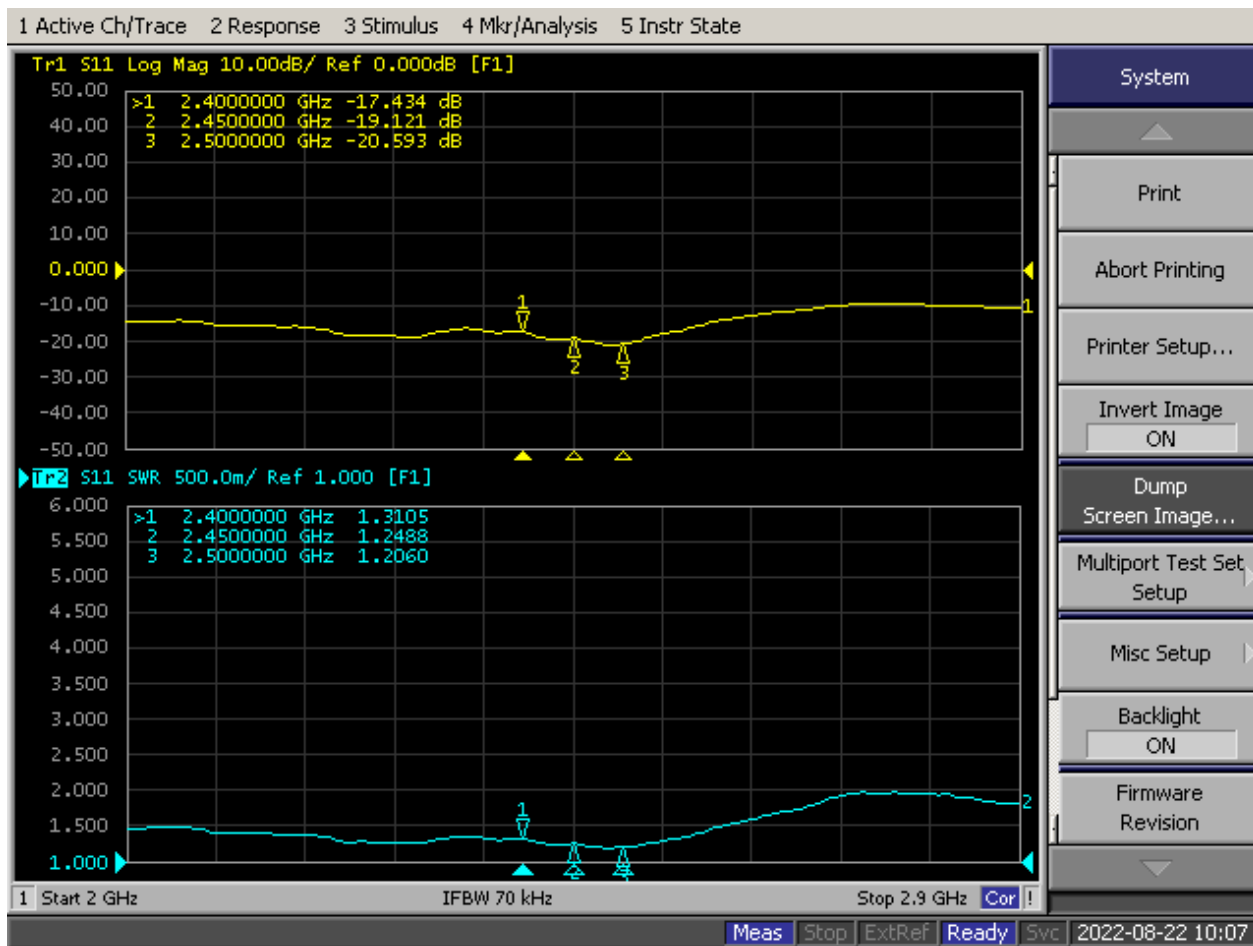




Product Number: BGS-AN2400-20350G
Product Name: 2.4GHz Omnidirectional Fiberglass Antenna

2. Antenna - S Parameter Test Data

2.1. VSWR

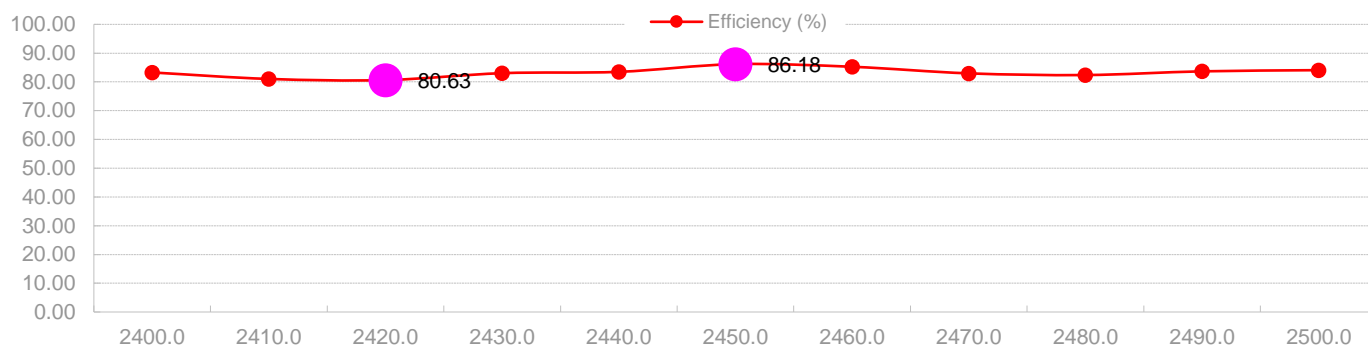




Product Number: BGS-AN2400-20350G
Product Name: 2.4GHz Omnidirectional Fiberglass Antenna

2.2. Total Efficiency & Gain:

Frequency(MHz)	2400.0	2410.0	2420.0	2430.0	2440.0	2450.0	2460.0	2470.0	2480.0	2490.0	2500.0
Gain (dBi)	5.72	5.65	5.64	5.76	5.72	5.82	5.81	5.73	5.64	5.69	5.74
Efficiency (%)	83.28	81.03	80.63	83.03	83.49	86.18	85.25	82.97	82.38	83.67	84.07





Product Number: BGS-AN2400-20350G
 Product Name: 2.4GHz Omnidirectional Fiberglass Antenna

2.3 Radiation Pattern

	3D	2D-Horizontal	2D-Vertical
2400M Hz			
2450M Hz			
2500M Hz			



Product Number: BGS-AN2400-20350G
 Product Name: 2.4GHz Omnidirectional Fiberglass Antenna

3. Mechanical Drawing

