




Product Number: BGS-AN0902-18618628C

Product Name: RFID Flat Panel Antenna 902-928MHz 7dBi

1. Specification

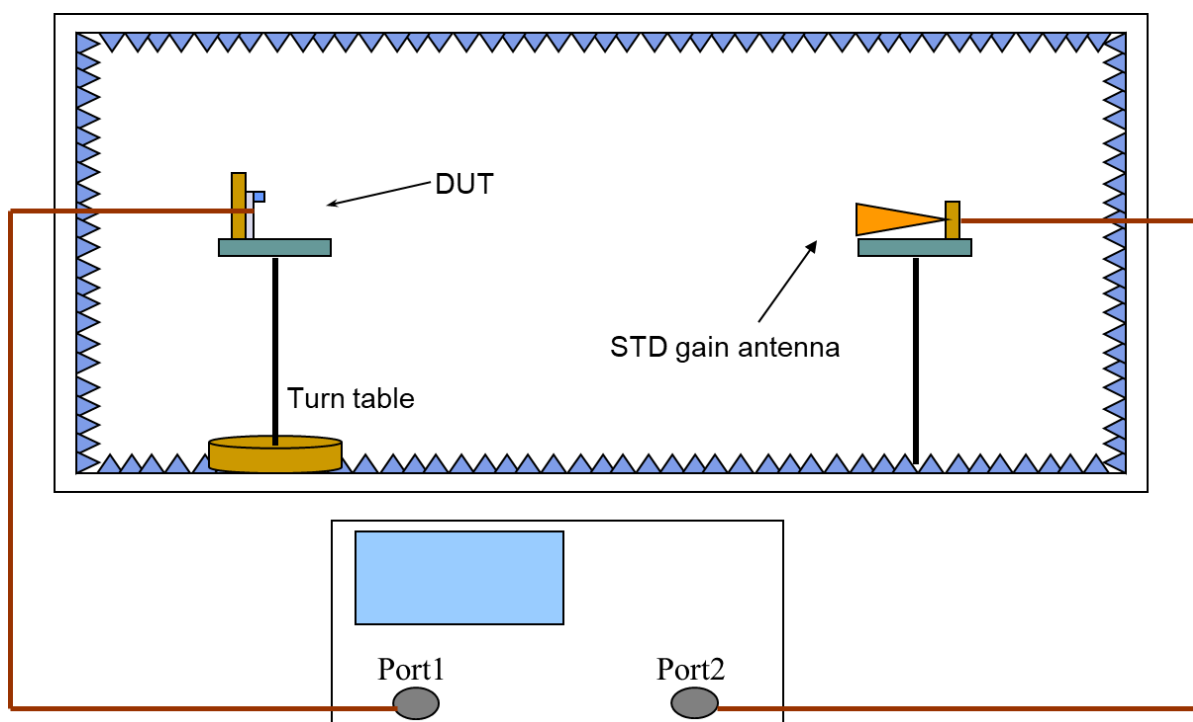
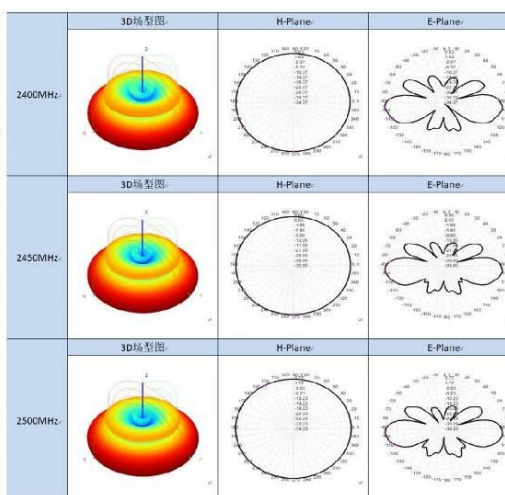
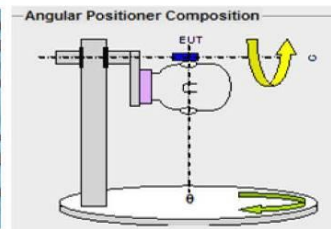

Sample Photo	
	
A. Electrical Characteristics	
Frequency	902-928MHz
S.W.R.	<1.5
Antenna Gain	7dBi
Polarization	DHCP
Horizontal Beamwidth	60±5°
Vertical Beamwidth	70±5°
F/B	>17dB
Impedance	50Ohm
Max. Power	50W
B. Material & Mechanical Characteristics	
Connector Type	N connector
Cable Type	MSYV50-3
Dimension	186*186*28mm
Radome material	ABS
Weight	0.915Kg
C. Environmental	
Operation Temperature	- 40 °C ~ + 85 °C
Storage Temperature	- 40 °C ~ + 85 °C
Operation Humidity	< 95%
Rated Wind Velocity	36.9m/s

Test Equipment & Conditions

1. Network Analyzer: Keysight E5071C

2. 3D Chamber Test System

- .Chamber Size: 9 x 5 x 4 m³
- .Freq. Range: 0.4 ~ 18.0 GHz
- .Double Ridge Horn Antenna
- .VNA: Agilent E5071C
- .3D Turning Table and Positioner
- .ADT Solution 3D Testing Software



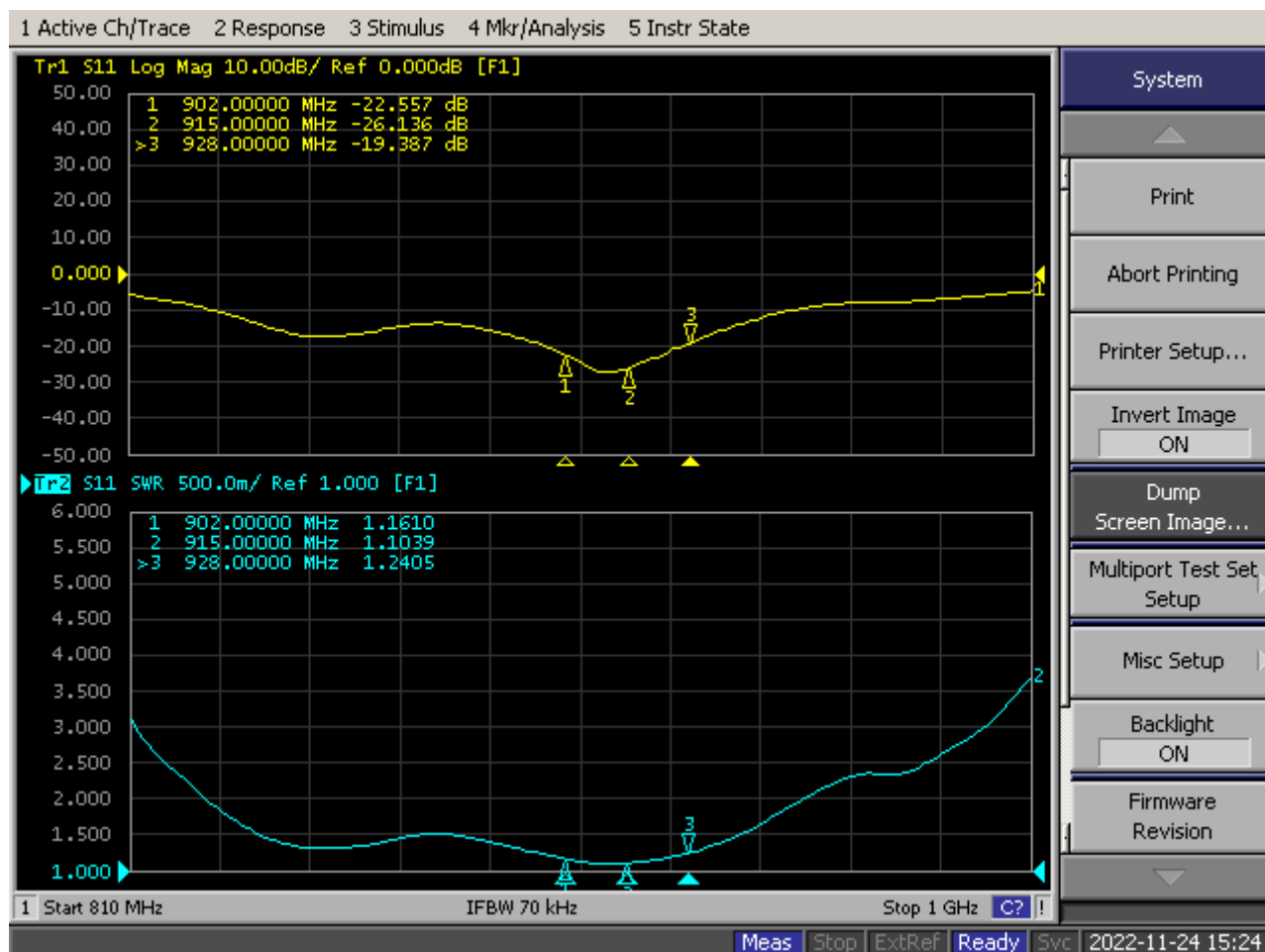


Product Number: BGS-AN0902-18618628C

Product Name: RFID Flat Panel Antenna 902-928MHz 7dBi

2. Antenna - S Parameter Test Data

2.1 VSWR





Product Number: BGS-AN0902-18618628C

Product Name: RFID Flat Panel Antenna 902-928MHz 7dBi

2.2 Total Efficiency & Gain:

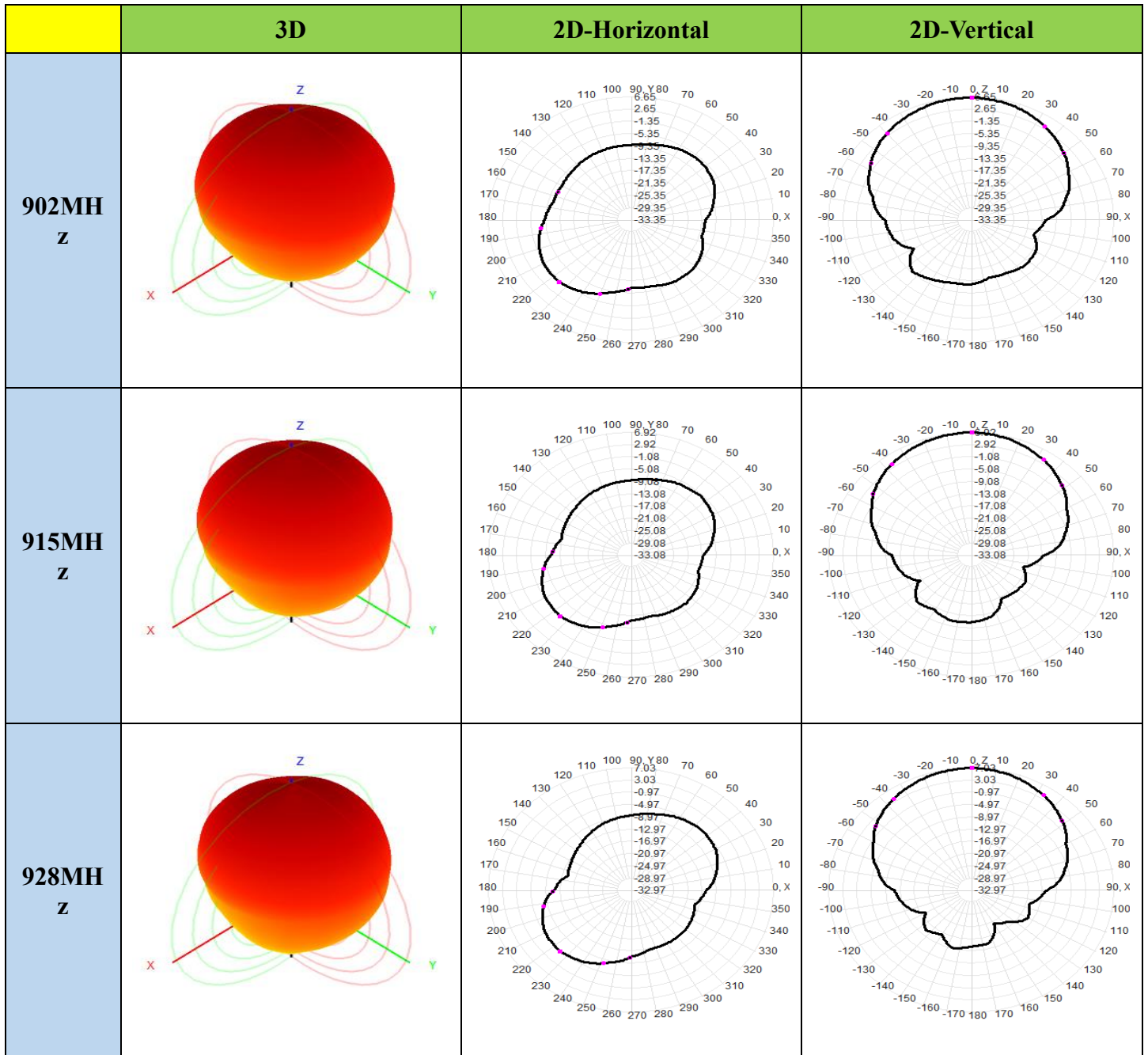
Frequency(MHz)	Gain(dBi)	Efficiency (%)
900.0	6.85	65.00
905.0	7.15	67.84
910.0	7.18	66.84
915.0	7.31	67.50
920.0	7.25	65.98
925.0	7.36	67.15
930.0	7.30	65.95



Product Number: BGS-AN0902-18618628C

Product Name: RFID Flat Panel Antenna 902-928MHz 7dBi

2.3 Radiation Pattern

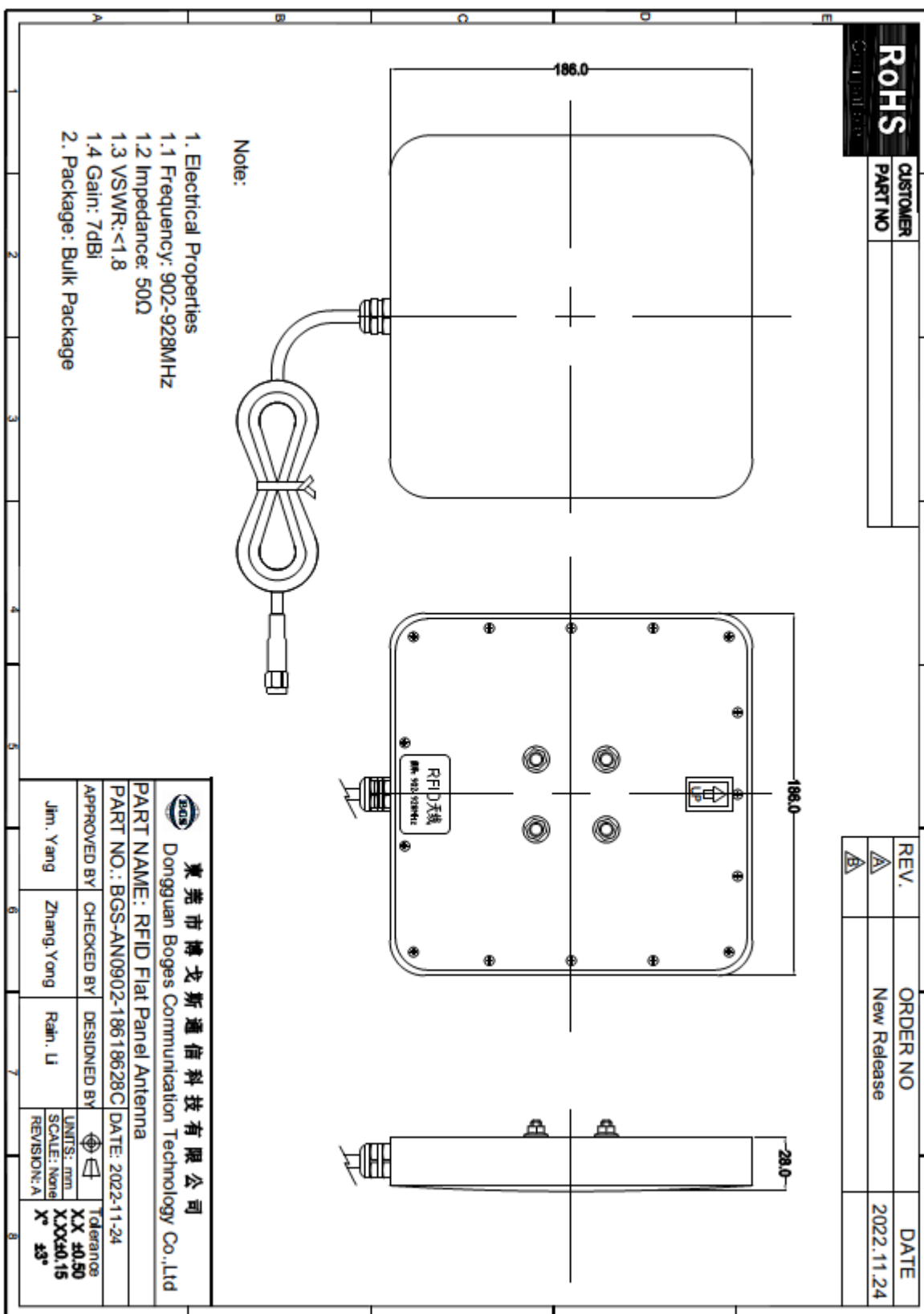




Product Number: BGS-AN0902-18618628C

Product Name: RFID Flat Panel Antenna 902-928MHz 7dBi

3. Mechanical Drawing





Product Number: BGS-AN0902-18618628C

Product Name: RFID Flat Panel Antenna 902-928MHz 7dBi

