




Product Number: BGS-AN0900-201070W  
Product Name: 900-930MHz Fiberglass Antenna

## 1. Specification

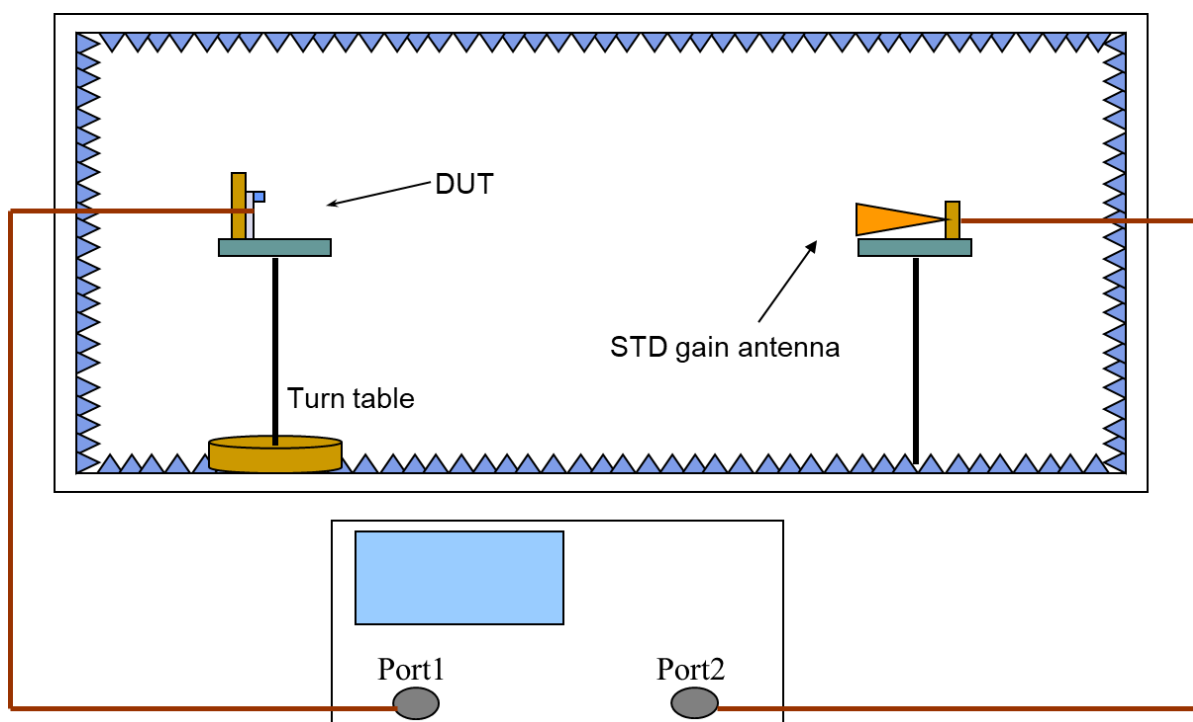
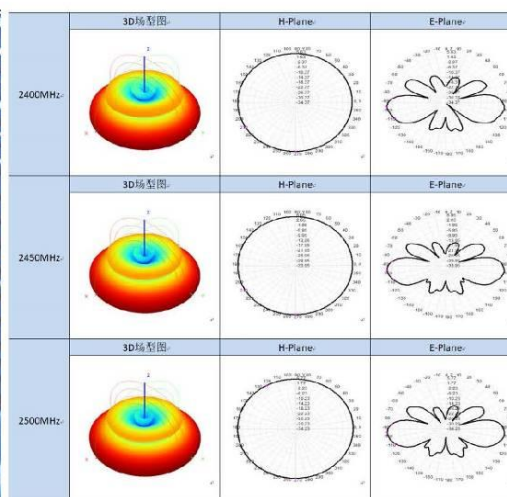

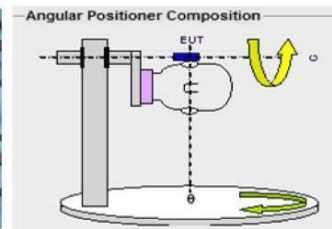

Sample Photo	
	
A. Electrical Characteristics	
Frequency	900-930MHz
S.W.R.	$\leq 2$
Antenna Gain	7.5dBi
Efficiency	$\approx 93\%$
Polarization	Linear
Horizontal Beamwidth	360°
Vertical Beamwidth	18°
Impedance	50 Ohm
Max Power	50W
B. Material & Mechanical Characteristics	
Connector Type	N connector
Dimension	$\Phi 20*1070 \pm 5\text{mm}$
Weight	0.37Kg
Radome material	Fiberglass
C. Environmental	
Operation Temperature	- 40 °C ~ + 80 °C
Storage Temperature	- 40 °C ~ + 80 °C
Rated Wind Velocity	36.9m/s
Lighting Protection	DC Ground

## Test Equipment & Conditions

1. Network Analyzer: Keysight E5071C

2. 3D Chamber Test System

- .Chamber Size: 9 x 5 x 4 m<sup>3</sup>
- .Freq. Range: 0.4 ~ 18.0 GHz
- .Double Ridge Horn Antenna
- .VNA: Agilent E5071C
- .3D Turning Table and Positioner
- .ADT Solution 3D Testing Software

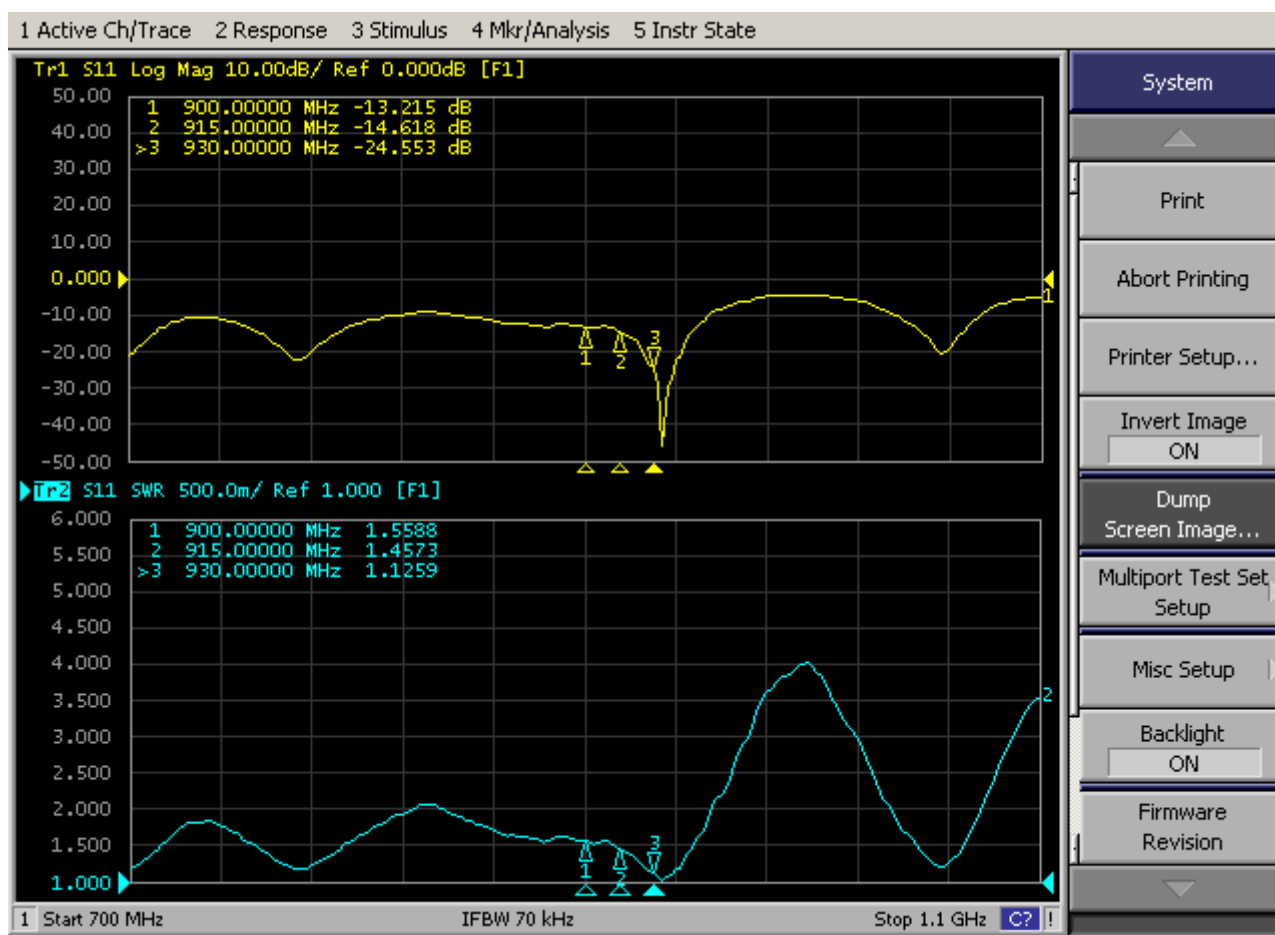




Product Number: BGS-AN0900-201070W  
Product Name: 900-930MHz Fiberglass Antenna

## 2. Antenna - S Parameter Test Data

### 2.1. VSWR

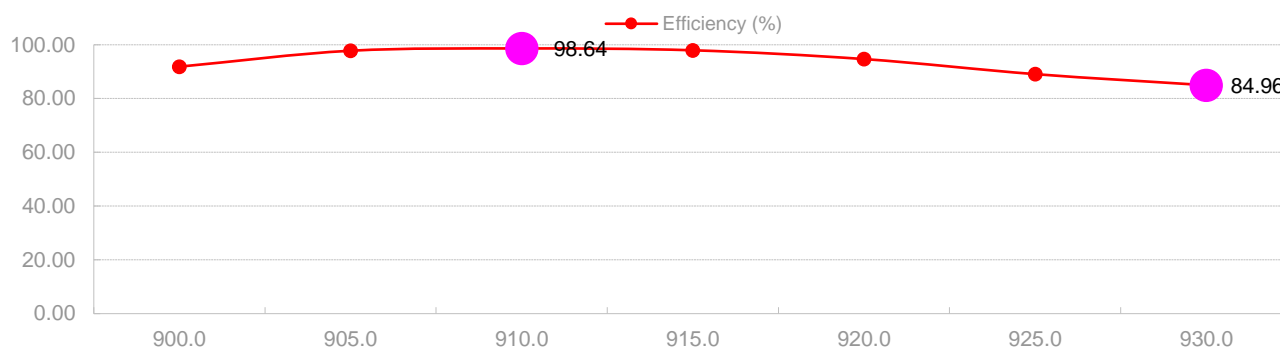




Product Number: BGS-AN0900-201070W  
Product Name: 900-930MHz Fiberglass Antenna

## 2.2. Total Efficiency & Gain:

Frequency(MHz)	900.0	905.0	910.0	915.0	920.0	925.0	930.0
Gain (dBi)	7.30	7.59	7.66	7.67	7.55	7.24	6.91
Efficiency (%)	<b>91.87</b>	<b>97.79</b>	<b>98.64</b>	<b>97.95</b>	<b>94.69</b>	<b>89.09</b>	<b>84.96</b>





Product Number: BGS-AN0900-201070W  
 Product Name: 900-930MHz Fiberglass Antenna

### 2.3 Radiation Pattern

	3D	2D-水平面	2D-垂直面
900MHz			
915MHz			
930MHz			



Product Number: BGS-AN0900-201070W  
 Product Name: 900-930MHz Fiberglass Antenna

### 3. Mechanical Drawing

