


1. Specification

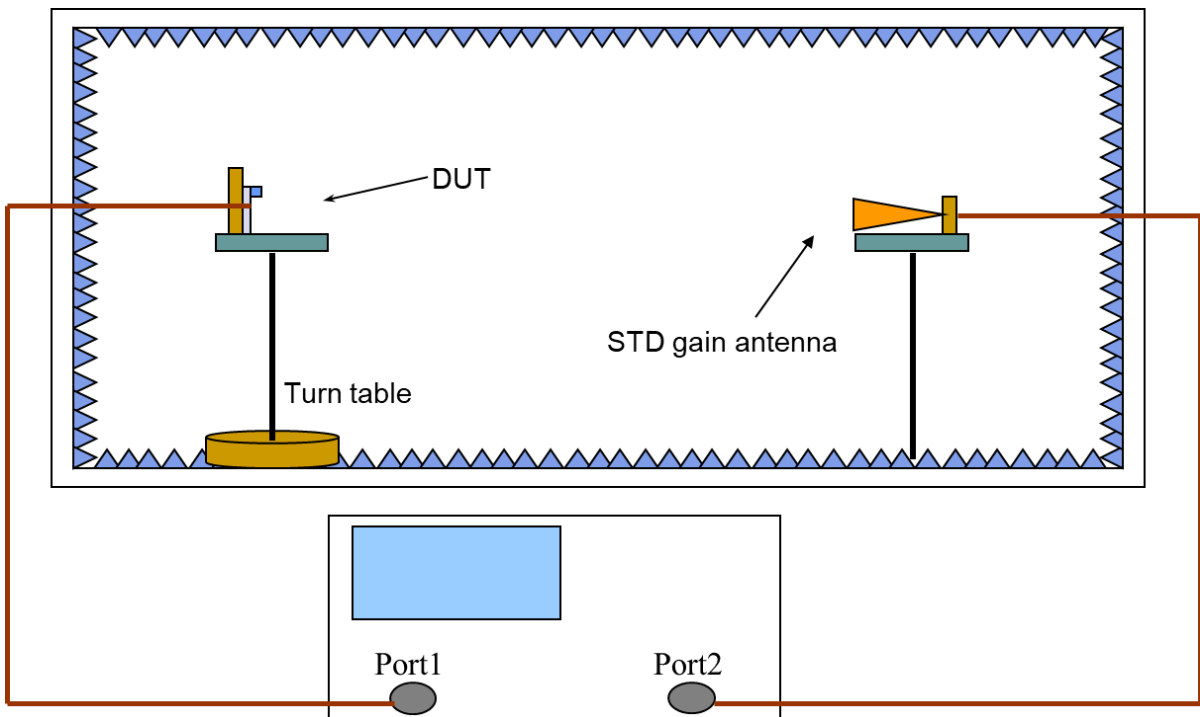
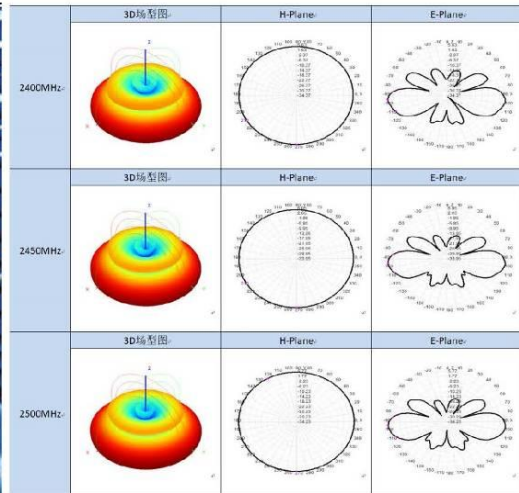

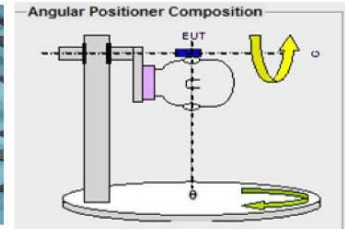

Sample Photo	
	
A. Electrical Characteristics	
Frequency	433MHz
Impedance	50 Ohm
S.W.R.	<1.5
Antenna Gain	3.5dBi
Efficiency	≈92%
Polarization	Linear
Horizontal Beamwidth	360°
Vertical Beamwidth	62°
Max Power	50W
B. Material & Mechanical Characteristics	
Connector Type	N connector
Dimension	Φ 20*600mm
Weight	0.201Kg
Radome material	Fiberglass
C. Environmental	
Operation Temperature	- 40 °C ~ + 80 °C
Storage Temperature	- 40 °C ~ + 80 °C
Rated Wind Velocity	36.9m/s
Lighting Protection	DC Ground

Test Equipment & Conditions

1. Network Analyzer: Keysight E5071C

2. 3D Chamber Test System

- .Chamber Size: 9 x 5 x 4 m³
- .Freq. Range: 0.4 ~ 18.0 GHz
- .Double Ridge Horn Antenna
- .VNA: Agilent E5071C
- .3D Turning Table and Positioner
- .ADT Solution 3D Testing Software

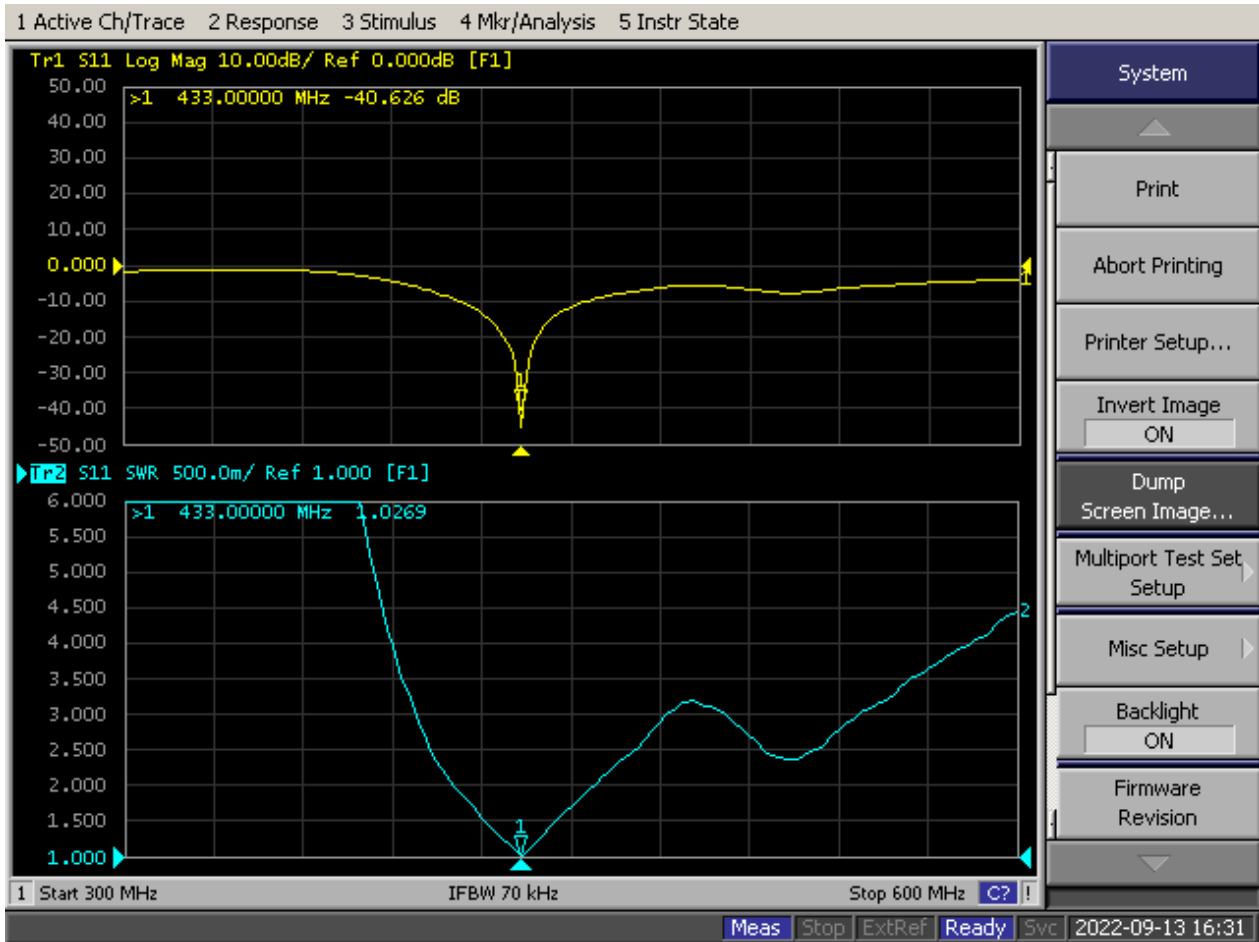


Product Number: BGS-AN0433-20600G

Product Name: 433MHz 3.5dBi Omnidirectional Fiberglass Antenna

2. Antenna - S Parameter Test Data

2.1. VSWR

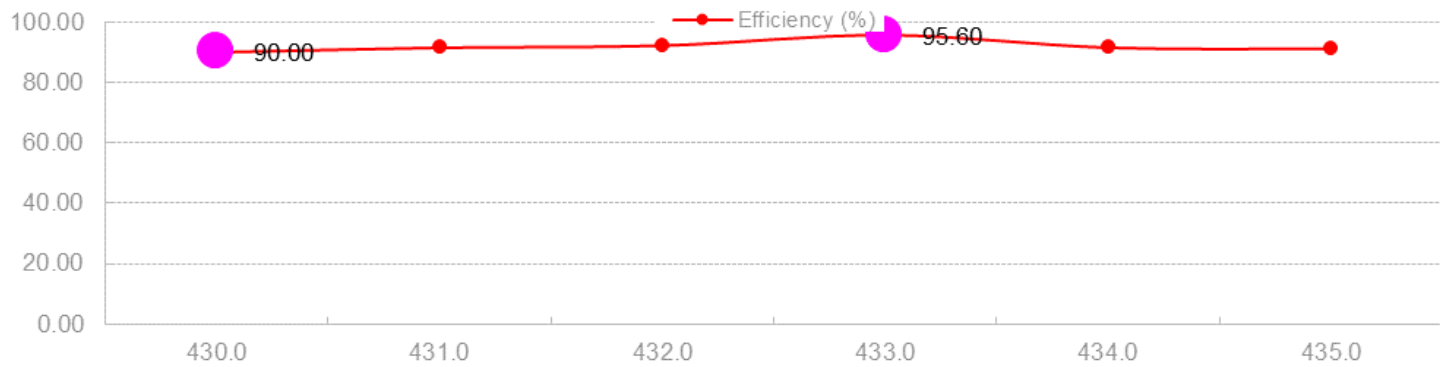


Product Number: BGS-AN0433-20600G

Product Name: 433MHZ 3.5dBi Omnidirectional Fiberglass Antenna

2.2. Total Efficiency & Gain:

Frequency(MHz)	430.0	431.0	432.0	433.0	434.0	435.0
Gain (dBi)	3.24	3.31	3.44	3.45	3.45	3.34
Efficiency (%)	90.00	91.50	92.20	95.60	91.50	91.10



2.3 Radiation Pattern

	3D	2D-Horizontal	2D-Vertical
430MHz			
433MHz			
435MHz			

Product Number: BGS-AN0433-20600G

Product Name: 433MHz 3.5dBi Omnidirectional Fiberglass Antenna

3. Mechanical Drawing

