


1. Specification

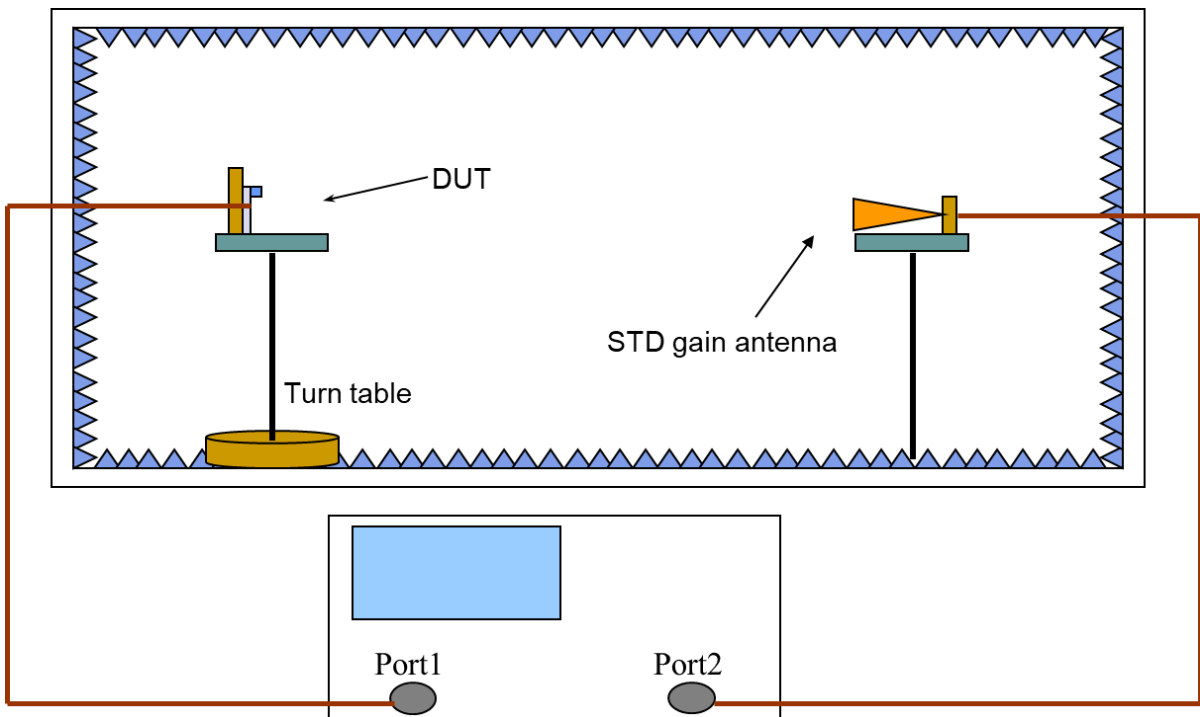
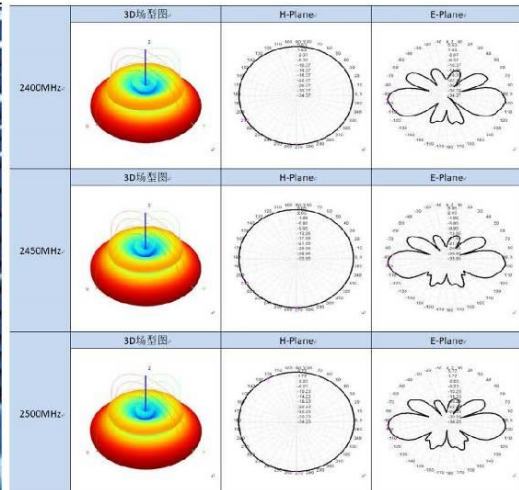

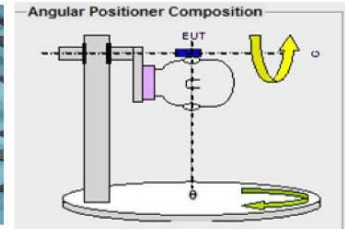

Sample Photo	
	
A. Electrical Characteristics	
Frequency	433MHz
Impedance	50 Ohm
S.W.R.	<1.5
Antenna Gain	2.5dBi
Efficiency	≈92%
Polarization	Linear
Horizontal Beamwidth	360°
Vertical Beamwidth	95°
Max Power	50W
B. Material & Mechanical Characteristics	
Connector Type	N connector
Dimension	Φ 16*350mm
Weight	0.118Kg
Radome material	Fiberglass
C. Environmental	
Operation Temperature	- 40 °C ~ + 80 °C
Storage Temperature	- 40 °C ~ + 80 °C
Rated Wind Velocity	36.9m/s
Lighting Protection	DC Ground

Test Equipment & Conditions

1. Network Analyzer: Keysight E5071C

2. 3D Chamber Test System

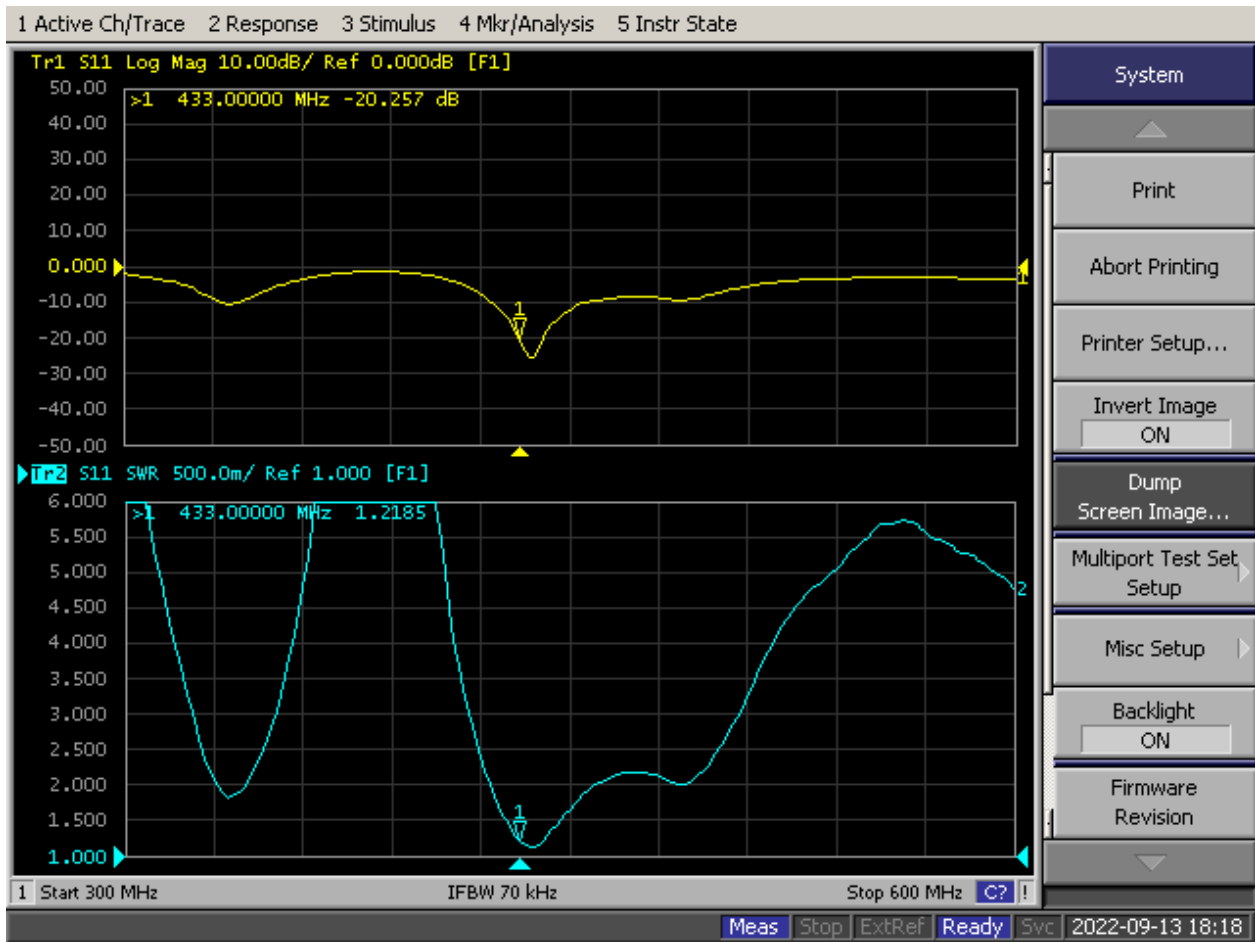
- .Chamber Size: 9 x 5 x 4 m³
- .Freq. Range: 0.4 ~ 18.0 GHz
- .Double Ridge Horn Antenna
- .VNA: Agilent E5071C
- .3D Turning Table and Positioner
- .ADT Solution 3D Testing Software



Product Number: BGS-AN0433-16350G
 Product Name: 433MHz Omnidirectional Fiberglass Antenna

2. Antenna - S Parameter Test Data

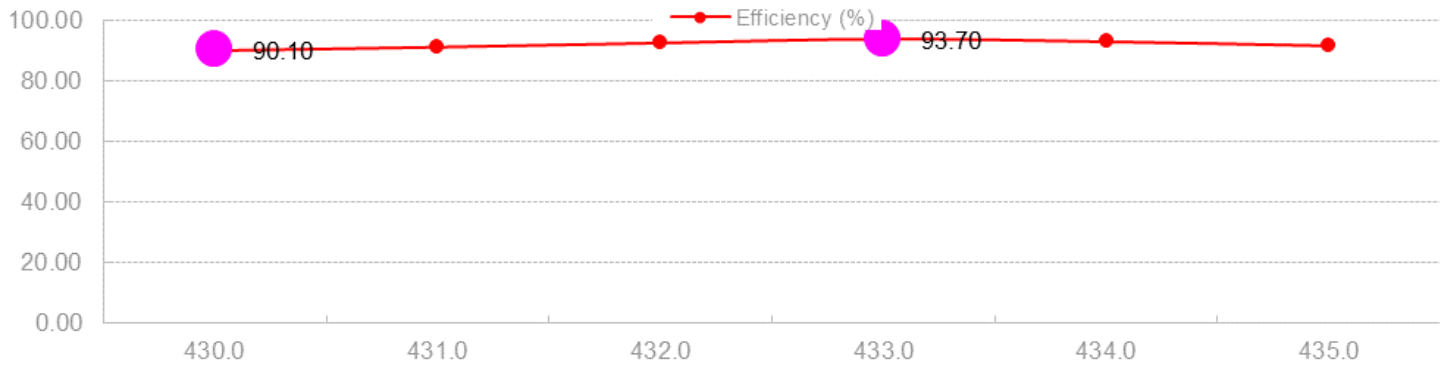
2.1. VSWR



Product Number: BGS-AN0433-16350G
 Product Name: 433MHZ Omnidirectional Fiberglass Antenna

2.2. Total Efficiency & Gain:

Frequency(MHz)	430.0	431.0	432.0	433.0	434.0	435.0
Gain (dBi)	2.39	2.41	2.45	2.48	2.50	2.50
Efficiency (%)	90.10	91.20	92.50	93.70	92.90	91.60



2.3 Radiation Pattern

	3D	2D-Horizontal	2D-Vertical
430MHz			
433MHz			
435MHz			

Product Number: BGS-AN0433-16350G
 Product Name: 433MHZ Omnidirectional Fiberglass Antenna

3. Mechanical Drawing

